

Cupboard Trolleys

Versatile • Innovative • Excellent



Special features of GMÖHLING cupboard trolleys

The proven, cutting-edge solutions provided by GMÖHLING cupboard trolleys guarantee a transport concept that satisfies the highest quality demands.

- Made of anodised light alloy - making them easy to handle
- Unique user-friendly design - making them easy to clean
- High-quality construction - making them durable
- Bespoke solutions for individual requirements - making them versatile and flexible



Twist lock 7

- User friendly
- Centrally operated
- Even contact with the door frame seal when locked
- Lightweight, secure locking mechanism



Document frames 8

- DIN-A4 frame on the inside of one door
- DIN-A7 frame on one end of the trolley



Magnets

- Fitted magnets on both ends hold the doors in the fully open position, i.e. in the buffer-protected zone



Shelves 10

- Removable shelves
- Max. load 100 kg
- Smooth and easy-to-clean



Shelf plugs 11

- Polyamide shelf plugs



Wheels 12

- 2 fixed and 2 swivel castors, 200 mm dia., "non-marking" solid rubber tyred wheels in galvanised steel forks, with roller bearings and thread guard
- Brakes on both swivel castors



Substructure

- Optimum torsional strength
- Maximum stability thanks to the BiTubAl® torsion frame (two tubular profiles integrated in the superstructure)
- Wheel layout can be altered
- Smooth running - even when towing in train



1 Protective buffers

- Standard blue protective buffer at top and bottom
- All-round, replaceable elastic buffer - protrudes by 45 mm to offer perfect transport protection
- Top buffer prevents objects falling off the trolley



2 Door hinges

- Full length door hinges
- Maintenance-free and silent operation thanks to Teflon coated hinge pins



3 Doors

- Excellent rigidity due to integrated profiles
- Hinged through 270°, doors protected by the buffer when fully open and closed



4 Easy-to-clean interior

- Door frame flush with the side panels to facilitate cleaning and allow full use of the interior



5 Seals around the door frame and door

- Excellent sound insulation
- Dirt and moisture protection



Push/Pull handles

- Combined sliding and pulling handle, in anodised design at both face ends



Light alloy cupboard trolleys

Model: E 2721, E 2722, E 2723 and E 2725 and E2726

Material: Anodised light alloy

- 2 doors hinged through 270°
- Fitted magnets on both ends hold doors in the open position
- User-friendly central locking system
- Seals around the door frame and door
- Without any obstructive interior edges on both sides of the door frame
- Model E 2721, E 2722, E 2723 and E 2726 with combined sliding and pulling handle, anodised at both face ends
- Model E 2725 with rigid handle, anodised at both face ends



Model E 2721



Model E 2722

Additional features:

- Additional features for standard GMÖHLING cupboard trolleys are shown on page 6 and 7. Numerous additional features can be retrofitted.
- See pages 11 and following for examples of bespoke cupboard trolley solutions.

- All-round, blue protective buffer at the top and bottom
- Removable shelves
- DIN-A4 (right-hand door leaf) and DIN-A7 (right-hand end) document frame
- Substructure with BiTubAl® torsion frame for the highest degree of stability and optimum torsional stiffness
- Castor arrangement B (2 fixed and 2 swivelling castors), 200 mm dia., "non marking" solid rubber tyred wheels, galvanised steel forks, with roller bearings and thread guard
- Both swivelling castors with wheel brake



Model E 2723





Model E 2725

Model number	Dimensions (L x W x H) inside outside (approx.)	Volume in m ³	Wheel Ø in mm	Number of shelves	Numb. of comp.	Comp.height in mm	Weight in kg	Load capacity in kg	Order number
E 2721	1320 x 600 x 1220 1410 x 690 x 1596	0,97	200	2	3	390	83	300	0 24 2721 00
E 2722	1130 x 550 x 1430 1220 x 640 x 1806	0,89	200	2	3	460	78	300	0 24 2722 00
E 2723	1130 x 550 x 1030 1220 x 640 x 1406	0,64	200	1	2	500	66	300	0 24 2723 00
E 2725	750 x 550 x 1430 840 x 640 x 1806	0,59	200	2	3	460	64	300	0 24 2725 00
E 2726	1255 x 600 x 1430 1345 x 690 x 1806	1,08	200	2	3	460	85	300	2 24 2726 00

Additional features for standard Gmöhling cupboard trolleys

Special internal and superstructure fitments

-  **1** Cylinder lock incl. 2 keys
-  **2** Variable number of shelves

E 2721 | E 2722 | E 2723 | E 2725 | E 2726
 E 2721
 E 2722 | E 2723
 E 2725
 E 2726
 E 2722
 E 2725




Order number


0 45 2700 26
 0 45 2700 01
 0 45 2700 02
 0 45 2700 05
 0 45 2700 07
 0 45 2700 03
 0 45 2700 06

-  **3** Fold-down shelves

-  **4** Full-width clothes rail
-  **5** Vertical separation wall, 1/3 clothes rail and 2/3 shelving
-  **6** Various sized document frames
-  **7** Imprint, character height 20 mm or 40 mm

Additional features for wheels

-  **8** Wheel modifications (castor diameter, tyres, castor layout)
-  **9** 4 swivel castors; two with jointly operated directional lock
-  **10** Central brake mechanism



Additional features for coupling and towing in train

- 11 Spring-mounted, upward-folding tow bar - rigid tow bar pins; Tow bar pins with automatic safety device - prevents unintentional uncoupling
- 12 Track guided arrangement for towing in train

E 2721 | E 2722 | E 2723 | E 2725 | E 2726

Order number
0 45 2700 25



Aluminium cupboard trolley for ISO-compliant modular baskets

Model: E 2731, E 2732 and E 2733

Material: Anodised light alloy

- With 1, 2 or 3 modular compartments
- 9 pairs of plastic drawer rails per compartment
- Vertical columns and drawer rails height adjustable and completely removable as required
- Internal fitting coordinated for the accommodation of modular baskets to the ISO format: 600 x 400 mm
- Model E 2731 with 1 door, models E 2732 and E 2733 with 2 doors
- Doors hinged through 270°
- Model E 2731 with 1 magnet at one face end, models E 2732 and E 2733 with 1 magnet each at both face ends for keeping the doors open
- User-friendly central locking system
- Seals around the door frame and door

Modular basket options:



Plastic modular basket

- Format: 600 x 400 mm
- 50, 100 and 200 mm tall
- ABS light grey, unperforated
- Lid, ABS, light grey possible



Wire modular basket

- Rilsan-coated white
- Format: 600 x 400 mm
- 50, 100 and 200 mm tall
- Compartment dividers (horizontal/vertical) possible



Plastic drawer rails

- Height-adjustable
- Removable

Model E 2732



Further options:

- For Gmöhling cupboard trolleys for ISO-compliant modular baskets can be found on pages 6 and 7.
- Many options can be subsequently installed.

- Model E 2731 with 1 rigid sliding handle, anodised at the door, models E 2732 and E 2733 with 1 rigid sliding handle each, anodised at both face ends
- All-round, blue protective buffer at the top and bottom
- Document frames in DIN A4 format on the inside of the door
- Substructure with BiTubAl® torsion frame for the highest degree of stability and optimum torsional stiffness
- Castor arrangement B (2 fixed and 2 swivelling castors), model E 2731 with wheel Ø 125 mm, models E 2732 and E 2733 with wheel Ø 200 mm, "non marking" solid rubber tyred wheels, galvanised steel forks, with roller bearings and thread guard
- Both swivelling castors with wheel brake



Model E 2733

Model number	Dimensions (L x W x H) inside outside (approx.)	Wheel Ø in mm	Nr. of modular compartments	Plastic rails (pair)	Approx. grid spacing in mm	Weight in kg	Load capa- city in kg	Order number
E 2731	465 x 635 x 1167 555 x 725 x 1464	125	1	9	124	54	100	0 24 2731 09
E 2732	900 x 635 x 1167 990 x 725 x 1543	200	2	18	124	64	200	0 24 2732 18
E 2733	1330 x 635 x 1167 1420 x 725 x 1543	200	3	27	124	70	300	0 24 2733 27

Special solutions for AGV systems (Automated Guided Vehicle)

AGV systems enable the automation and optimisation of logistics processes in hospitals, for example. Thanks to their basic design, GMÖHLING cupboard trolleys are the ideal solution for these requirements, and can be adapted to and manufactured for various AGV systems at little additional cost.

Example of an AGV solution



Our Design and Development Department builds the chassis and the cupboard trolley superstructure to suit logistical requirements. If desired, a CAD 3D model can also be created.

Individual interior configuration options

- Wide range of multi-functional equipment
- Protected and secure storage of contents
- Product-oriented storage containers
- Optimised transport routes to destinations



For linen



For food trays



For electronic components



For sterile baskets

Special solutions - Laundry logistics examples

For many years, Gmöhling cupboard trolleys have been widely used and proven in hospitals, care homes, laundries, and in industry and the service sector around the globe. They facilitate logistics organisation, reduce costs and help to cut the workload of staff. Due to our extensive experience and flexibility, it is possible to create bespoke solutions to meet exact needs. We design and optimise your supply chain solutions.



Ergonomic and efficient working



Ready for towing in train



Suitable for automated decontamination



Suitable for clean and dirty linen due to 2 folding shelves

Special solutions - Examples from other sectors



Slim-line version with a single door



Low-level version with grip handles



Catering industry version



Customised version with 2 sliding doors for theatrical costumes

Special versions and sizes

Our preferred light alloy material, flexible manufacturing options and extensive experience in the design of bespoke solutions to match customer requirements allow us to keep our prices competitive even for small production runs.

The GMÖHLING advice and service team will be happy to help you make the right choice and to respond to any requirements and questions you may have. Simply give us a call or send us an email.

Just a few examples of individual solutions:



Cupboard trolley with vertical separation wall, 1/3 clothes rail and 2/3 shelving



Cupboard trolley with drawers on telescopic rails



Cupboard trolley with 2/3 compartments and 1/3 modular baskets



We are certified!
Have confidence in our quality!

Certified for:
Design, development, manufacturing and
distribution of aluminium systems

GMÖHLING Transportgeräte GmbH

Stadelner Hauptstr. 34
90765 Fürth | Germany

Phone: +49 (0) 911 - 7669 - 0

Fax: +49 (0) 911 - 7669 - 277

sales@gmoehling.com

www.gmoehling.com