

Cologne Steel Bench


pittman | traffic & safety
equipment

✉ sales@pittmantraffic.com

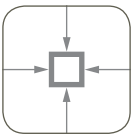
☎ (01) 531 2111



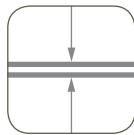




Steel Rectangular
Tube



Galvanised



Zinc
Phosphate
Coating



RAL Powder
Coating

- 2-seat and 3 seat benches
- 4 installation options
- Available with and without backrest
- Allows for free-standing or bolting down with fixings
- Matching tables and litter bins available
- Optional skater protection
- + Modern, attractive design
- + Wide selection of custom RAL colours available
- + High-quality, robust design
- + Maintenance free - long-lasting
- + Completely recyclable





Optional plaques
and signage





with plaque and
armrests









- Special bases made with square tubing








- with optional skater protection











- Custom design with and without backrests
- 2670 x 5530 x 5030 mm
- Made with 8 parts







- Custom seating arrangement - 6000mm long with 5 bench feet and 4 benches combined



- U-shaped seating setup 5700 x 2600mm
- Made with 9 parts

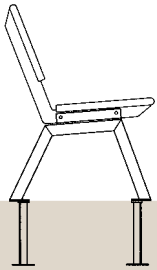
Full circle seating arrangement

•
approx. 1530mm
diameter and
4000mm total

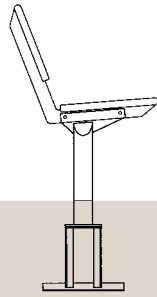


Installation

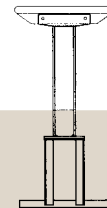
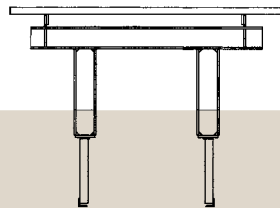
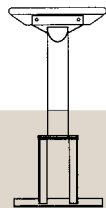
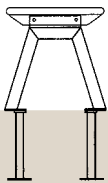
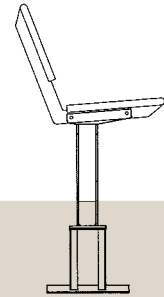
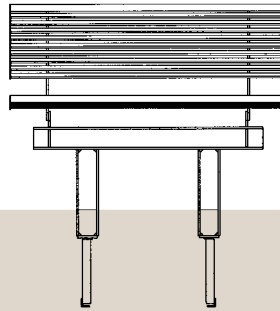
Free-standing
with invisible
fixing - 4 legs



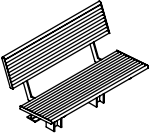
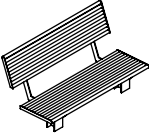

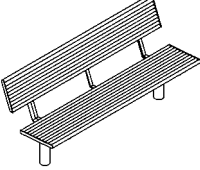
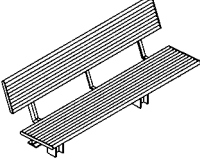
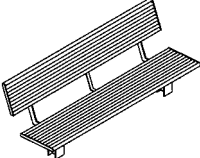



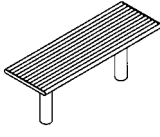

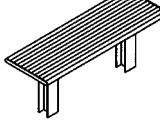
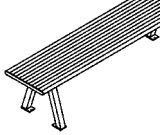
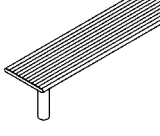
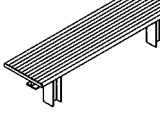
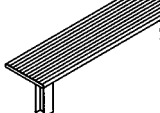
Sub-surface fix



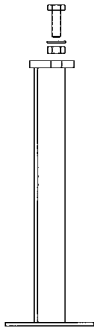
Surface mount
-2 legs



	Length/Depth/Height in mm	Weight in kg
	1200 / 627 / 860 Seat height - 450	58
	1200 / 627 / 860 Seat height - 450	52
	1200 / 627 / 860 Seat height - 450	80
	1200 / 627 / 860 Seat height - 450	64
	1800 / 627 / 860 Seat height - 450	77
	1800 / 627 / 860 Seat height - 450	71
	1800 / 627 / 860 Seat height - 450	110
	1800 / 627 / 860 Seat height - 450	83

	Length / Depth/ Height in mm	Weight in kg
	1200 / 420/ 450 Seat height - 450	38
	1200 / 420/ 450 Seat height - 450	33
	1200 / 420/ 450 Seat height - 450	61
	1200 / 420/ 450 Seat height - 450	45
	1800 / 420/ 450 Seat height - 450	48
	1800 / 420/ 450 Seat height - 450	43
	1800 / 420/ 450 Seat height - 450	83
	1800 / 420/ 450 Seat height - 450	55

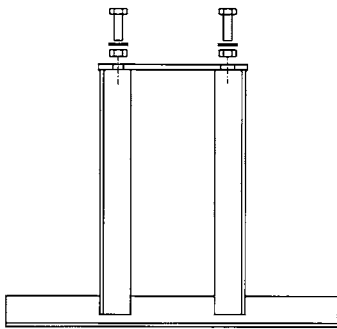
ARTIKELLISTE



Ground anchor. Includes -
35 x 35 x 4mm, welded with 50 x 50 x 8mm head
plate.

Base plate 100 x 100 x 3mm


30mm long leg with hexagon socket head screw
M10 x 30. and SK nut M10 and washer 10.5mm



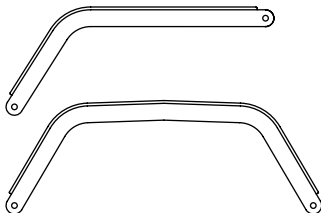
Ground anchor. Includes -
35 x 35 x 4mm, welded with 50 x 50 x 8mm head
plate.

Base plate 100 x 100 x 3mm

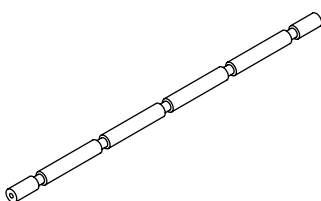
30mm long leg with hexagon socket head screw
M10 x 30. and SK nut M10 and washer 10.5mm



Loctite - for permanently
securing fixing threads



Armrests - made with laser-cut 8mm thick
steel. Welded with 5mm flat steel bar.
Screws directly into the bench - suitable
for versions with and without backrest.



Optional skater protection.
Ø 30mm steel tube.

Colour variations

