



- For Indoor and Outdoor use
- Quickly & easily deployed
- Strong warning effect
- Belts in 3m & 4m lengths
- Two mounting methods



## TRAFFIC-LINE Wall Mounted Belt Cartridge

## TRAFFIC-LINE Wall Mounted Belt Cartridge – *Magnetic*

The ideal solution for controlling access at fixed or temporary locations.

### Two mounting methods:

- For screw fixing to walls, pillars etc.
- Magnetic for steel surfaces such as racking, steel cabinets etc.

The self-tensioning belts are quickly and easily deployed, the free end being simply located in the wall clip supplied or to an adjacent wall cartridge. A smooth and controlled retraction is ensured due to the centrifugal braking system.

A useful accessory is our belt link for joining two belts for gaps up to 8m.






See accessories on page 88.

### Specifications:

Cartridge height: 130 mm  
Cartridge depth: 110 mm  
Belt width: 50 mm

### Accessories:

Belt joining clip.  
Additional wall clip.

		Magnetic fixing			
Colours	Belt length (mm)	Delivery weight (kg/ea.)	Reference	Typical despatch time (working days)	
 black/yellow striped	3,000	1.5	179.27.462	1 / 2 days	
	4,000	1.6	179.23.187		
 red/white striped	3,000	1.5	179.27.835		
	4,000	1.6	179.21.407		
 black/yellow/black	3,000	1.5	179.20.545	5 / 10 days	
	4,000	1.6	179.29.326		
 black/red/black	3,000	1.5	179.25.944		
	4,000	1.6	179.23.919		
 black/silver/black	3,000	1.5	179.21.084		
	4,000	1.6	179.27.176		